

Primary Languages Session 2: Teaching & Learning


“
Limba dulțsi multu aduțsi”

*Sweet language brings much.
Aromanian proverb*

Languages spoken @ CVC

Afrikaans	Greek	Lithuanian	Shona
Arabic	Gujarati	Mandarin	Spanish
Bengali	Hausa	Malayalam	Swedish
Cantonese	Hebrew	Norwegian	Tagalog
Dutch	Hindi	Nyanja	Turkish
Farsi	Hungarian	Panjabi	Ukrainian
Finnish	Icelandic	Polish	Valenciano
French	Italian	Russian	Urdu
German	Japanese	Serbian	Welsh

More than 36 languages are spoken by students at CVC



Did you know? There are around 7,000 languages spoken in the world!

Name of Language	
I use this language....	

Name of Language	
I use this language....	

Name of Language	
I use this language....	

With my mum
 With my dad
 With my brother/sister
 with my grandparents
 With my friends
 at home
 in school
 to read to talk
 to sing
 to write to pray
 to listen to play
 to read
 to hear stories

Aims of this session

- Teacher classroom language (Fr, Gm, Sp)
- Key principles (Dos and Don'ts)
- Websites and resources for teaching
- Progression – Y3 sequence of lessons
- Differentiation ideas

Teacher Language

Teacher's pages

Here some examples of common classroom instructions for teachers to use in their lessons. They have been recorded in both male and female voices to provide maximum clarity for repetition.

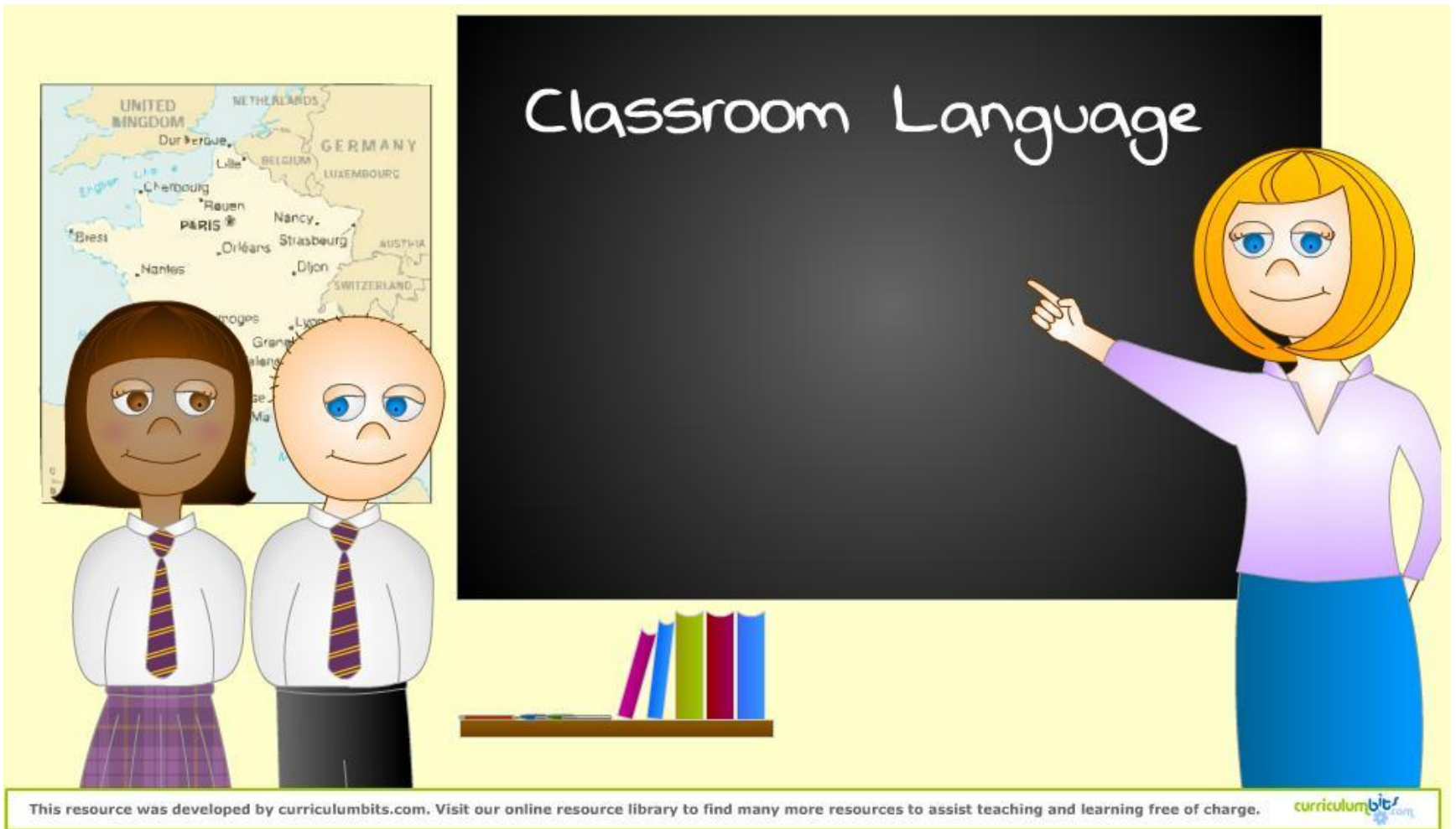
Classroom Instructions

- Giving Praise
- Individual Activities
- Politeness
- Starting the Day

Phrase	Female	Male
bien! good!		
très bien very good!		
excellent! very good!		
fantastique! very good!		
super! great!		
extra! great!		
génial! great!		

French:

http://www.bbc.co.uk/schools/primaryfrench/teachers/teachers_audio_html.shtml



French:

<http://www.curriculumbits.com/prodimages/details/french/fre0001.html>

<http://www.curriculumbits.com/prodimages/details/french/fre0002.html>

<http://www.curriculumbits.com/prodimages/details/french/fre0003.html>

<http://www.curriculumbits.com/prodimages/details/french/fre0004.html>

French Class Phrases

Useful Phrases for French Class

By Laura K. Lawless, About.com Guide

See More About: [french expressions](#) [french lessons](#) [teaching french](#)

To help students use as much French as possible in the classroom, I've put together this list of essential words and phrases related to comprehension and typical classroom requests. Click on a word or phrase to hear it pronounced.

<http://french.about.com/od/vocabulary/a/classroomphrase.htm>

German equivalent:

<http://german.about.com/od/vocabulary/a/schoolTch.htm>

http://www.eriding.net/mfl/ell_resources_fre.shtml

Sounds


Thanks to **Guido Endlein**, **Magalie Renaudin** and **Rebecca Lowe** for the following sound resources.

Core French Language for Y3 and Y4 - Pupil-centered language - Please, thank you, toilet, yes, no...	 434KB	Mod Lang	Mod Lang	KS2	Y3	Y4	
Core French Language for Y3 and Y4 - Teacher-led instructions	 540KB	Mod Lang	Mod Lang	KS2	Y3	Y4	
Core French Language for Y3 and Y4 - Registration ideas	 338KB	Mod Lang	Mod Lang	KS2	Y3	Y4	
Core French Language for Y3 and Y4 - Numbers	 630KB	Mod Lang	Mod Lang	KS2	Y3	Y4	
Core French Language for Y3 and Y4 - Colours	 264KB	Mod Lang	Mod Lang	KS2	Y3	Y4	
Core French Language for Y3 and Y4 - School Equipment and End-of-Session Phrases	 876KB	Mod Lang	Mod Lang	KS2	Y3	Y4	

http://www.eriding.net/mfl/ell_resources_spa.shtml

http://www.eriding.net/mfl/ell_resources_ger.shtml

**Qu'est-ce que
c'est
en français?**



http://languagesatmillthorpe.typepad.co.uk/york_language_colleges/french-posters/

<http://www.bucksgfl.org.uk/mod/resource/view.php?id=12145>








Buckinghamshire Grid for Learning – PowerPoint and 2 x word documents
on French Teacher Target Language











German

<http://www.curriculumbits.com/prodimages/details/german/ger0003.html>


<http://www.curriculumbits.com/prodimages/details/german/ger0002.html>

<i>Classroom instructions</i>	
¡Entrad! 	Come in!
¡Sentaos! 	Sit down!
¡Mirad la página.../la pizarra! 	Look at page.../the board!
¡Escuchad! 	Listen!
¡Repetid! (conmigo) 	Repeat! (with me)
¡Trabajad en parejas! 	Work in pairs!
¡Levantaos! 	Stand up!




<i>Praising/encouraging contributions from the class</i>	
¡Excelente! 	excellent!
¡Fantástico! 	great!
¡Muy bien! 	very good!
¡Bien hecho! 	well done!
¡Venga! 	Come on!
¡Ánimo, chicos! 	Come on everyone!
¡Vámonos! ¿Un voluntario? 	Let's go. A volunteer?





es verdad




es mentira




ies estupendo!




ies fatal!



iTengo un problema!



iTengo una idea!



iHe olvidado!




?

¿Cómo se dice en español?



¿Puedo hablar en inglés?



?

Copyright (c) 1994, 1995, 1996 SoftKey Multimedia Inc. All Rights Reserved

1




No es fatal

2



No...

3



No...


4



?



5



No...

6



No...

7



No...

8



?

Copyright (c) 1994, 1995, 1996 SoftKey Multimedia Inc. All Rights Reserved

9



No...

¿Cómo se hacen las frases negativas en español?

No... ¡Se pone 'no' al principio de la frase!



Friday 7th May 2008
to 7th June 2008

the importance of

prophet
arabic

ornate decorative

Allah respect

left Muhammad

Qur'an is important

Muslims because...



07 05 08
Wednesday 7th May 2008
mardi le 7th juin 2008

LE: To explore the importance of the
Quran

arabic prophet

create describe

Allah respect

right to life Muslims

The Qur'an is important to
Muslims because...

Lundi



Some Dos

- Keep the quantity of new language to a minimum (7 new words) for each lesson
- Allow lots of opportunities to hear the new words (your voice, song, video etc.)
- Make questioning gradually progressive (physical response, repetition, choosing alternatives, independent production)
- Include multiple and overlapping learning approaches (physical, visual, auditory) to fix language in memory
- Include a variety of activities – challenging but fun
- Encourage reflection, link-making and pattern-finding (just as you would in science)
- Use as much TL as you feel comfortable with (but plan your English and TL and avoid waffling)

Online resources

- Interactive resources to use as you teach (Flash, video etc.)
- Resources to download to use (PowerPoint, Word, Pdf etc.)
- Resources to buy
- Online games and activities for pupils to use



Ffrangeg i Ddechreuwyr **French for Beginners**

[Teacher notes and guidance](#) - **(essential this is read first!)**

[Aims of the course](#)

[Course content](#)





Canciones populares infantiles:



Primary Languages

French

All About Me

Je

A Z

Primary Languages

French Topics

All About Me Vocabulary

All About Me

allô!
Greetings
Introducing
yourself
How old am
I?
Colours
What do I
look like?**Games**

Colours

Greetings

When French people greet their friends, or are being introduced to new people, they **faire la bise** - lightly kiss one another on the cheek - and say:

- ▶ **Salut!** - Hello!
- ▶ **Bonjour!** - Good morning / good day!
- ▶ **Bonsoir!** - Good afternoon / evening! (After about 6pm)

Vocabulary**Videos****Photos**

http://www.bbc.co.uk/schools/primarylanguages/french/all_about_me/

<http://www.bbc.co.uk/schools/primarylanguages/spanish>



<http://www.nicurriculum.org.uk/pl/>



[French](#) [German](#) [Irish](#) [Spanish](#)

[Home](#) [Teachers](#) [Links](#) [Help](#) [Contact](#)

german

bugs, birds
& beasts

stories

rhymes

activities

wordbank



Der kleine
Elefant



Gregor der
kleine Gorilla.

Free resources for language teachers and students

✧ Make your own interactive tasks...

- ✧ Memory Game Maker 3.1
- ✧ Tetris Game Maker 1.4
- ✧ Matching Game Maker 1.3
- ✧ Sentence Game Maker 1.2
- ✧ Comprehension Task Maker 1.0

Download these free programs and create your own interactive games and activities. Follow the simple steps to add your own **text**, **pictures** or **voice recordings**. Suitable for **all languages!**



Make your own interactive Memory Games.

✧ **New!** Languages Online Forum
Share ideas about using Languages Online with other teachers.

VIDEO: What are Game Makers?

✧ Ready made activities...

- ✧ Chinese
- ✧ French
- ✧ German
- ✧ Indonesian
- ✧ Italian
- ✧ ESL for beginners

✧ **Song downloads**

Getting started
Teacher Notes

Engaging **interactive tasks** and **games** and **printable worksheets** that introduce, reinforce and recycle vocabulary. Activities are self-paced and self-correcting. They are presented in topic-based sections, and include recordings by native speakers.



✧ Other useful resources...

- ✧ **Cartoon Story Maker 1.1 New version**



An engaging and fun way for students to practise their language skills.

✧ **Portal Maker 1.1**
Organise your games, create learning sequences, link resources and more...

✧ **The LOTE Rubric Maker**
Create assessment sheets based on the Victorian Essential Learning Standards.

✧ **Cross curriculum toolkit**
Resources to assist language teachers to integrate knowledge and skills from across the Victorian Essential Learning Standards.

Song downloads

<http://www.education.vic.gov.au/languagesonline/audio.htm>

<http://www.education.vic.gov.au/languagesonline/german/german.htm>

Topics: German

Click on one of the following topics to view a list of all related resources.

Update! New accent system*

1. Greetings.
2. My name is...
3. Numbers 1 - 10
4. Revision
5. Numbers 11 - 20
6. How are you?
7. How old are you? Family members
8. Revision
9. Where do you live?
10. Ordinal numbers 1st - 10th
11. What grade are you in?
12. Revision
13. Visiting family
14. Best friends
15. Do you have a pet?
16. Revision
17. Animals
18. Writing letters
19. Colours. Describing hair, eyes.
20. Revision
21. Do you like...?
22. Expressions
23. Favourite pastimes and pets
24. Revision

25. Numbers 20 - 100
26. Days and months
27. Saying the date
28. The weather
29. Telling the time
30. Parts of the body
31. Clothes
32. Modes of transport
33. School items
34. Food: Introductory vocabulary
35. Rooms and furniture in the house

All sections now include an Accent Key Panel to type accented letters easily.

- Click on the 'Accent keys' button at the top of activity to open the panel.
- Place the cursor in an input text box and click on the accented letter.
- Move the Accent Key Panel by clicking and dragging on the grey bar.

<http://www.education.vic.gov.au/languagesonline/french/french.htm>

Online resources

- Interactive resources to use as you teach (Flash, video etc.)
- Resources to download to use (PowerPoint, Word, Pdf etc.)
- Resources to buy
- Online games and activities for pupils to use

Français

MFL resources for schools

HOME FRANÇAIS ESPAÑOL DEUTSCH TOUT LE MONDE FESTIVALS

LINKS

BIENVENUE
STORIES
RESOURCES
WEBSITES

Coccinelle. (Ladybird)
Story in Powerpoint about a ladybird who can't settle. Narrated. English version is on the Notes Pages. Zipped folder.

The Hungry Caterpillar in French
Story in Activprimary with sound telling the story of the Hungry Caterpillar. (Zipped)

Damien au zoo
Story in ActivPrimary about a little boy who is looking for his friend Lisa at the zoo. Matches Unit 1 Tout le monde so very basic vocabulary. Narration.

Trois Petits Cochons
Story about the Three Little Pigs in ActivPrimary (Zipped). Narration.

Big monster!
Story in zipped powerpoint about a scary monster. Courtesy of Wendy Adeniji. English translation on Notes Pages.

<http://wsgfl.westsussex.gov.uk/ccm/navigation/curriculum/modern-foreign-languages/key-stage-2/>

The screenshot shows the website header with the West Sussex County Council logo, the 'LEARNING Connections' title, and the WSGfL logo. The navigation bar includes links for Help, Portal Help, A to Z Index, Sitemap, Feedback, Accessibility, Contacts, and Login, along with the date Thursday 24 February 2011. A search bar is present on the left. The main content area is titled 'Key Stage 2' and lists various resources such as 'Additional activities', 'Classroom Display Materials', and 'Cross Curricular Resource Packs'. A secondary search bar is located below the main content area.

west sussex county council

LEARNING Connections

WSGfL West Sussex Grid for Learning

Help | Portal Help | A to Z Index | Sitemap | Feedback | Accessibility | | Contacts | Login

Thursday 24 February 2011

Search

[Home](#) | [Curriculum](#) | [Modern Foreign Languages](#) | [Key Stage 2](#)

→ Curriculum

→ Establishments

→ Governors

→ In Your Community

→ Leadership

→ News & Notices

→ School Office

Search Key Stage 2

[Key Stage 2](#)

- [Additional activities](#)
- [Classroom Display Materials](#)
- [Creativity in Primary Languages](#)
- [Cross Curricular Resource Packs](#)
- [Developing intercultural understanding](#)
- [Developing primary languages - Guidance for support coordinators](#)
- [French schemes of work](#)
- [Interactive whiteboard strategies](#)
- [Language support for the classroom](#)
- [Spanish schemes of work](#)
- [Useful websites](#)

© Copyright 2000-2011 WSCC | wsgfl@westsussex.gov.uk | Copyright, Disclaimers & Privacy

<http://wsgfl.westsussex.gov.uk/ccm/navigation/curriculum/modern-foreign-languages/key-stage-2/cross-curricular-resource-packs/>

<http://www.sunderlandschools.org/mfl-sunderland/resources-pr-fr-newsunderlandmaterials.htm>

- HOME
- Resources
- estrellas
- Links
- Network
- Forum
- Links into Languages
- International Education
- News & Information
- Language Assistants
- Contacts
- Site Map
- Copyright

SUNDERLAND MATERIALS

Scheme of work and resources for Y3, Y4 & Y5

We hope that you will find these lesson plans and resources helpful.

If at first glance the plans look a little wordy, this is because they have been written with the non-specialist in mind, and so every detail has been included.

The main activities are aimed at a 30 min lesson with follow-on activities to be included throughout the week.

With some lessons there is a PowerPoint available and we hope to have these available for all lessons at a future date.

If you have used these resources, we would love to hear your [feedback](#).

Ruth Moreland (Primary Co-ordinator)
St.Aidan's Language College, Sunderland
September 2009

click here	Year 3	(1st year of French)	Units 1-4	Lessons 1-18
click here	Year 4	(2nd year of French)	Units 5-9	Lessons 19-44
click here	Year 5	(3rd year of French)	Units 10-14	Lessons 45-70

<http://www.sunderlandschools.org/mfl-sunderland/resources-pr-fr-ks1.htm>

<http://www.primaryresources.co.uk/mfl/mfl.htm>

PRIMARY RESOURCES .co.uk 

Hosted by: 

ROYAL MARINES COMMANDO AS A ROYAL MARINES COMMANDO YOU'LL EXPERIENCE YOMPING OVERNIGHT TO A DEPLOYMENT IT'S A STATE OF MIND 

SITE BLOG FAQs FEEDBACK SEARCH

Advertisement: 

PRIMARY LANGUAGES

General Resources & Ideas

- [General Resources & Ideas](#)
- [Additional Resources for French](#)
- [Additional Resources for German](#)
- [Additional Resources for Spanish](#)
- [Additional Resources for Italian](#)
- [Additional Resources for Mandarin](#)

We always welcome corrections to resources, particularly by native language speakers.



HOMEPAGE ENGLISH MATHS SCIENCE I.C.T. HISTORY GEOGRAPHY ART D & T

This is a good source of teaching ideas in general as well as an extensive archive of French, German and Spanish teaching materials.

Online resources

- Interactive resources to use as you teach (Flash, video etc.)
- Resources to download to use (PowerPoint, Word, Pdf etc.)
- Resources to buy
- Online games and activities for pupils to use

EARLY START

German 1
"Hallo! Wie geht's?"



Ch.17: Im Klassenraum: Classroom interaction

[HOME](#) | [Early Start German 1: CONTENTS](#)

CONTENTS:

[Introduction:](#)

[1. Greetings](#)

[2. Goodbye](#)

[3. How are you?](#)

[4. Names](#)

[5. Numbers 1-12](#)

[6. Ages](#)

[7. Where you live](#)

[8. Days](#)

[9. Weather](#)

[10. Alphabet](#)

[11. My family](#)

[12. Numbers 13-31](#)

[13. Colours](#)

[14. Pets](#)

[15. Christmas!](#)

[16. Consolidation](#)

[17. Class interaction](#)

What you will learn with film 17 (mainly for teachers)



Use simple German words of praise in lessons...



...and in managing class activities.



"Is everyone ready?"



Children can learn useful phrases too, like "Sorry"



EARLY START Languages

French • German • Spanish
for young beginners

<http://www.earlystart.co.uk/about.htm>

French



[Pack 1](#) | [Pack 2](#) | [Pack 3*](#)

**When will it be ready?*

French 1 [Interactive CD-ROM](#)

French 2 [Interactive CD-ROM](#)

**When will it be ready?*

French Talking Big Books

NEW for ICU! [Morocco Resource Pack](#)

NEW [Clicker MFL for French](#)

['Lucy Cat' French stories](#)

[French dictionaries](#)

[Books for Primary French](#)

German



Find out more about

[Early Start German](#)

[Pack 1](#) | **NEW** [Pack 2](#) *

**When will it be ready?*

NEW!

German 1 [Interactive CD-ROM](#)

Out NOW!

NEW! [German Talking Big Books](#)

[German dictionaries](#)

[Books for Primary German](#)

Spanish



Find out more about

[Early Start Spanish](#)

[Pack 1](#) | [Pack 2](#)

Spanish 1 [Interactive CD-ROM](#)

Out NOW!

[Spanish Talking Big Books](#)

['Lucy Cat' Spanish stories](#)

[Spanish dictionaries](#)

[Books for Primary Spanish](#)



There are 16 short films (on **DVD or video**), each introducing a very small number of key words and phrases: These are the Pack 1 contents.



Hola - **greetings**

Adiós - **saying goodbye**

¿Qué tal? - **asking people how they are**

¿Cómo te llamas? - **introducing yourself and asking other children's names**

Los colores - **colours**

Los números 1-12 - **numbers 1-12**

¿Cuántos años tienes? - **saying how old you are and asking other children their age**

Los meses del año - **the months of the year**

Los números 13-31 - **numbers 13-31**

¿Cuándo es tu cumpleaños? - **saying when your birthday is and asking other children when their birthdays are**

Los días de la semana - **the days of the week**

¿Qué día es hoy? - **saying the date**

¿Tienes hermanos? - **talking about your brothers and sisters**

¿Tienes alguna mascota? - **talking about your pets**

En la clase - **useful Spanish words and phrases that teachers and pupils can use in the classroom when playing games and participating in language learning activities.**



Ésta es Mimi, la tía de Lucía.

Online resources

- Interactive resources to use as you teach (Flash, video etc.)
- Resources to download to use (PowerPoint, Word, Pdf etc.)
- Resources to buy
- Online games and activities for pupils to use

Links to free online activities

- <http://www.languagesonline.org.uk/>
- <http://www.sunderlandschools.org/estrellas/>
- <http://www.atantot.co.uk/menu.htm> (have to subscribe to this one now)
- <http://www.ltscotland.org.uk/c4modernlanguages/>
- <http://www.goethe.de/ins/jp/pro/goethe-haus/>
- <http://www.poissonrouge.com/redfish.php>
- <http://www.learnalberta.ca/content/flbla/index.html>

Progression – a Y3 sequence

Year 3 Term 1

Year 3 pupils started with the phonics, learning the vowels first and then other key sounds. They practised these using a variety of activities. They read rhyming stories, sang songs, practised tongue twisters and had further opportunities to make the sound-written link by listening to words and anticipating their spelling.

Year 3 Term 2

In this term pupils learnt some nouns (pencil case and classroom items). They were made aware of gender through colour coding. They used the verb forms 'tengo – I have', 'es – it is' and implicitly encountered the negative forms of these.

Year 3 Term 3


The theme is **animals** and **colours**. The linguistic focus is gender, articles (definite & indefinite), plurals and adjectives (position & basic agreement). The grammatical concepts are all based around a core vocabulary of **9 animal nouns** and **6 colours** so nothing so becomes too difficult.

The key verbs are 'es' (he/she/it is), 'son' (they are), hay (there is/are). The negative is revisited and there is also a subtle introduction to 'también' (also/too/as well), 'pero' (but).

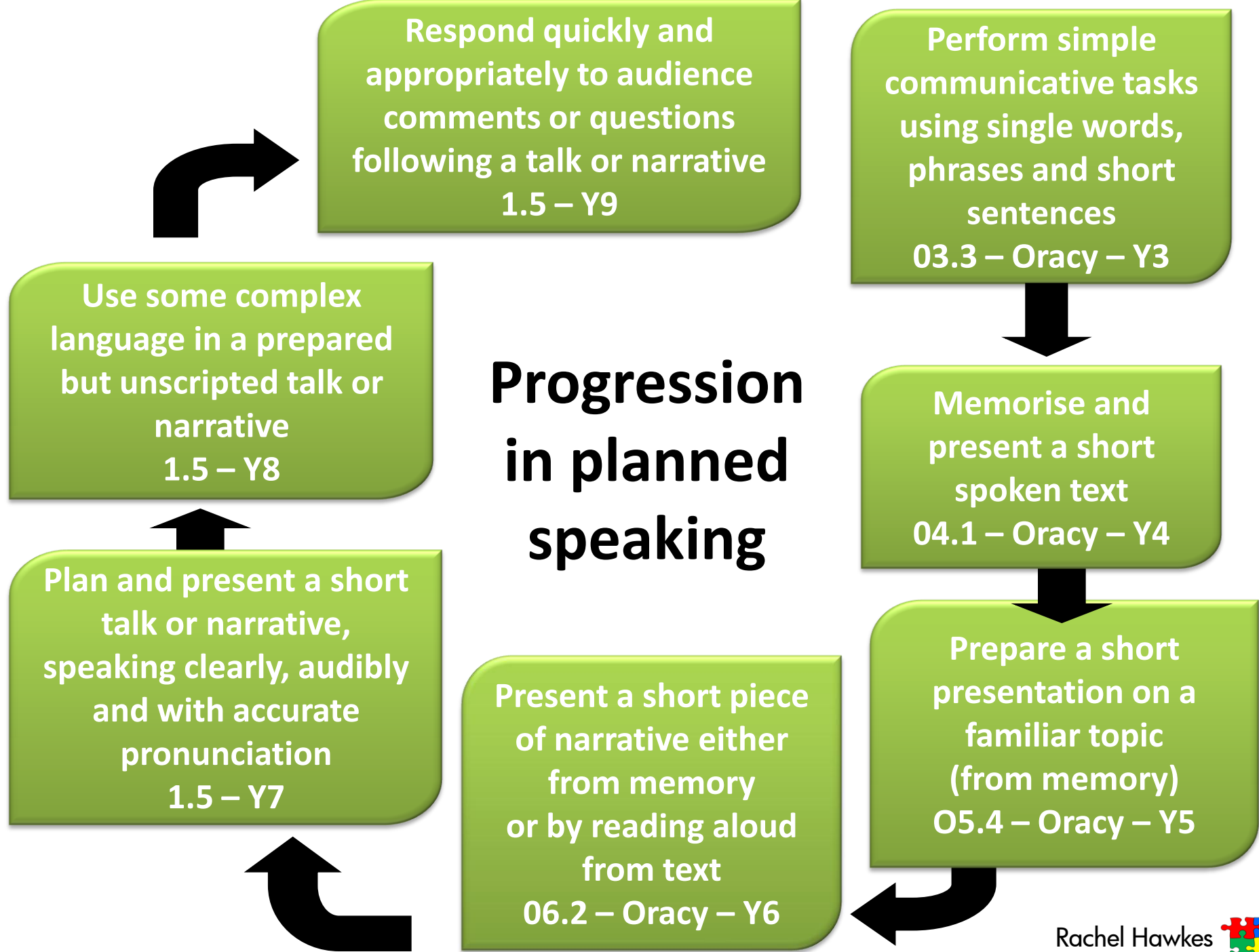
Pupils are encouraged at all times to strive to work things out for themselves, work in pairs and small groups sharing knowledge, and to speak aloud when possible – thereby building confidence. Pronunciation, memory, pattern finding, sentence building, autonomy, performance and creativity are the concepts at the heart of these resources.



Differentiation ideas

- Supported extension (e.g. [language booklet](#))
- Oral differentiation (questioning strategies – e.g. non-verbal, true/false, alternatives (2,3,4), yes/no, what, opinions, reasons)
- Medals 
- Online – further research about content or www.wordreference.com for more language
- Dictionary skills
- Task differentiation – fewer words, choose own words
- Rewards for spontaneous language





Primary Languages Session 2: Teaching & Learning



rhawkes@comberton.cambs.sch.uk

www.rachelhawkes.com

www.rachelhawkes.typepad.com/linguacom

01223 262503 ext.222

More useful links:

TES collections: <http://www.tes.co.uk/article.aspx?storyCode=6066908>

My YouTube channel: <http://www.youtube.com/rachelhawkes60>

My delicious weblinks: <http://www.delicious.com/rachelhawkes>